

Leak Detection in the Home

Signs of a leak in the home are usually indicated by a strong odor of “rotten eggs”. There can also be other indicators, such as a hissing sound, as well as discolored or dead vegetation. If you notice any of these conditions, leave the area immediately and warn others to stay away.

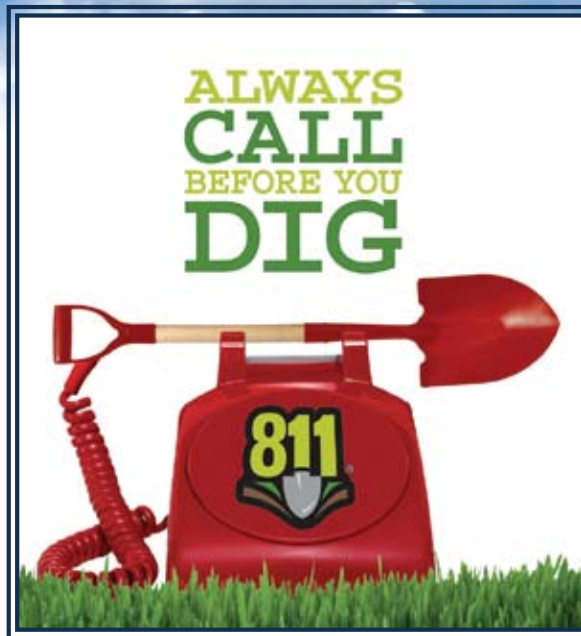
If a leak is detected or suspected:

1. Contact DPU at **803-268-4100** immediately from a neighbor’s home, or use a cell phone outside of the affected area. Please give us your name and number, a description of the leak and its location.
2. Shut off any machinery or equipment to avoid creating any type of spark.
3. Do not strike a match, start an engine, or operate an electric switch in the area.
4. Do not use a telephone, or any electronic device near the leak.
5. Do open a window to increase ventilation to the home.

How to Know if a Pipeline is Near

DPU’s Natural Gas pipelines are generally identified with yellow markers along with warning signs. Markers are visible where pipelines cross streams, railroads, major roadways and cleared rights-of-way. All of the signs display a phone number to reach DPU 24 hours a day, 7 days a week. If you are working in the vicinity of a marker and have questions, please do not hesitate to call. Our emergency number is **803-268-4100**.

Pipeline markers DO NOT indicate the exact location of the pipeline within the right-of-way. The pipeline may or may not be directly under the marker.



One free, easy call gets your utility lines marked **and** helps protect you from injury and expense.

Know what’s below.

Always call 811 before you dig.


Visit **call811.com** for more information.

**Department of Public Utilities
City of Orangeburg
PO Box 1057
1016 Russell Street**

Se Habla Espanol 1-803-268-4186 y
1-803-268-4192

www.orbgdpu.com

Pipeline Safety Notice



Natural Gas Division

The DPU Natural Gas Division is committed to providing you with quality natural gas service at competitive rates in a safe, environmentally clean and efficient manner.

We have produced this guide to update you on pipeline safety measures and to provide you with the most economical and safest utility service possible. Most of our facilities are underground so you may not give us much thought. However, we think it is important that we work together for your safety and to protect the integrity of the pipelines. Please take a few moments to read this brochure and discover what your Gas Utility is doing for you.

How to Identify a Pipeline Leak

To insure your safety, natural gas is injected with a distinct odor which immediately alerts you to the presence of gas. Leaks on natural gas pipelines are a rare occurrence. Despite DPU’s best efforts to prevent leaks, they can occur.

Signs of a leak along a pipeline include:

- Dead or discolored vegetation
- A hissing or roaring sound
- Dirt or debris blowing up into the air
- Persistent bubbles in streams, ponds, or wet areas
- Flames if a leak has ignited
- The smell of rotten eggs



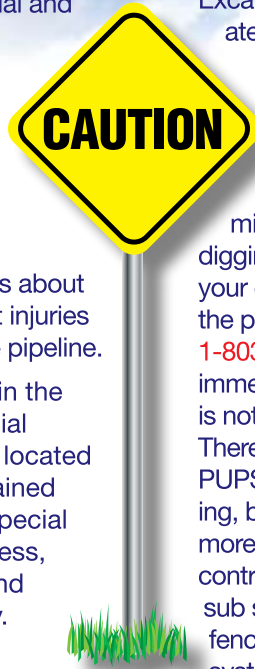
Partners In Pipeline Safety

DPU's pipelines pass through residential and business areas, as well as rural areas. Pipelines are buried underground and not thought of much.

DPU operates its pipelines in a safe, efficient and responsible manner. However, pipeline safety is everyone's responsibility.

It is important that you know the basics about pipeline safety so that you can prevent injuries to yourself or others, or damage to the pipeline.

Most of DPU's pipelines are located in the highway right-of-way through a special permit. However, some pipelines are located on rights-of-way that have been obtained from individual property owners by special agreement. DPU has the right to access, operate, and maintain its pipelines and assets located in these rights-of-way. DPU will go to great lengths not to disturb the surrounding area anymore than is necessary to complete this task.



Please Share This Mailer

Please share this brochure and information with your employees, friends and members of your household to inform them about pipeline safety guidelines. It also is a good idea to post it on the bulletin board or in a visible location. If you would like to have additional copies of this brochure or have additional questions, please contact DPU Customer Service at 1-803-268-4050.

How to Avoid Damaging Pipeline

Excavating or other soil moving activities associated with construction or landscaping cause most damages to buried pipelines. Damage is often not readily detected but could result in a future break. When planning to dig in South Carolina, call the Palmetto Utility Protection Service (PUPS) toll free at **811**. A minimum of 72 hours notice is required before digging in South Carolina. In the event that you or your contractor accidentally come in contact with the pipeline, call our Dispatcher immediately at **1-803-268-4100**. DPU personnel will be dispatched immediately to inspect the pipeline to ensure there is not damage to the pipe and no gas leaking. There are other activities that require you to notify PUPS. These include, but are not limited to trenching, boring, blasting, ditching, grading, etc. Some more common activities that homeowners and contractors engage in are planting trees or shrubs, sub soiling, installing utility lines, swimming pools, fences, water wells, antennas, sprinkler and septic systems, mail boxes, etc. Any of these activities require advanced notice to utility companies through the "One Call Center". PUPS will notify DPU. DPU will then advise you of the location of the pipeline. The service is **FREE**.



**Know what's below.
Call before you dig.**

Como Identificar Un Escape En La Cañería

Los escapes en la cañerías de transmisión de gas natural ocurren raramente. A pesar de los mejores esfuerzos de DPU's para evitar escapes en la cañería, ellos pueden ocurrir. Signos de escapes a lo largo del paso derecho de la cañería

- Vegetación muerta o discolorada.
- Un silbido o sonido ruidoso
- Soplando suciedad o desperadicos al aire
- Persistentes burbujas en chorros, estanques o área mojadas
- Si se encienden llamas en el escape
- El olor a huevos podridos

Como Saber Si Una Tuberia Esta Cerca

Las tuberías del gas natural de DPU se identifican generalmente con marcadores amarillo junto con senales de alerta. Las marcadores son visibles donde tuberías cruzan las corrientes, los ferrocarriles, calzadas mayores y derecho de via vaciado. Todos los signos demuestran un numero de telefono para alcanzar DPU las 24 horas del dia, 7 dias una semana. Si usted trabaja en la vecindad de un marcador y tiene las preguntas, por favor no vacilan en llamar. Nuestro numero de la emergencia es **1-803-268-4100**.

Los marcadores de tuberías NO INDICAN la ubicacion exacta de la tubería dentro del derecho de via. La tubería puede o no puede ser directamente bajo el marcador.



¡Llame Antes Cavar!

Para evitar las situaciones peligrosas y las reparaciones costosas, son esencial que esas compañías de la utilidad se notifica antes cavar, como requerido por la ley del estado. Incluso si usted cava con una pala en su propia yarda. Esto es un proceso sencillo. Llame el servicio de la proteccion de Palmetto Utilidad por lo mentos tres dias en avance o el numero listado abajo y todos utilidades que particpan se notificaran. La Representante lo puede proporcionar con la informacion que usted necesita para asegurar que el trabajo que usted planea hacer sera hecho seguramente.

Que Hacer Si Se Detecta O Sospecha Un Escape?

Si usted nota cualquiera de estas condiciones, deje el área inmediatamente y advierta a otros que no se acerquen.

- 1) Contacte DPU el expedidor at **1-803-268-4100**. Por favor dé su nombre y número de teléfono, una descripción del escape y su localización.
- 2) Apague cualquier maquinaria o equipo y evite crear chipas.
- 3) No encienda un fósforo, ni ponga un interruptor eléctrico en el área.
- 4) No utilice un telefono ni ningun dispositivo electronico cerca del esape.



**Determina lo que está bajo tierra.
Llama antes de excavar.**

